

10-metre Walk Test (Comfortable Pace) Instructions for People with Aphasia

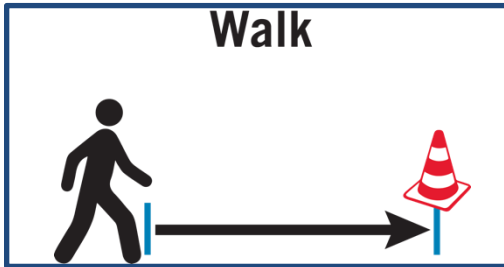
The following slides and instructions can be used to instruct people with aphasia on how to perform the 10mWT. We recommend that you print the full-page slides and instructions (in colour if possible), place each page in a plastic cover and keep them held together with a ring for use with patients. Store the slides in a designated location.

Slide Number

Picture


Instructions for Physical Therapist

1



Show slide 1, say: "Walk here to here" as you point from the start mark the pylon.

2



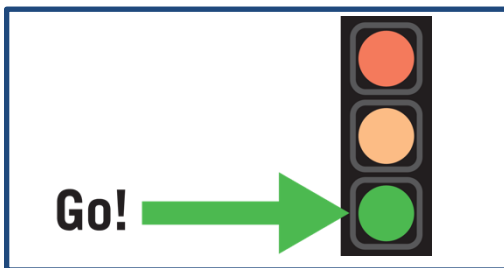
Show slide 2, say: "Walk at a comfortable speed".

3



Show slide 3 and say, "Questions?"

4



Show slide 4 and say: "Ready? Go!"
Patient performs the test

10-metre Walk Test

Instructions for People with Aphasia

Walk

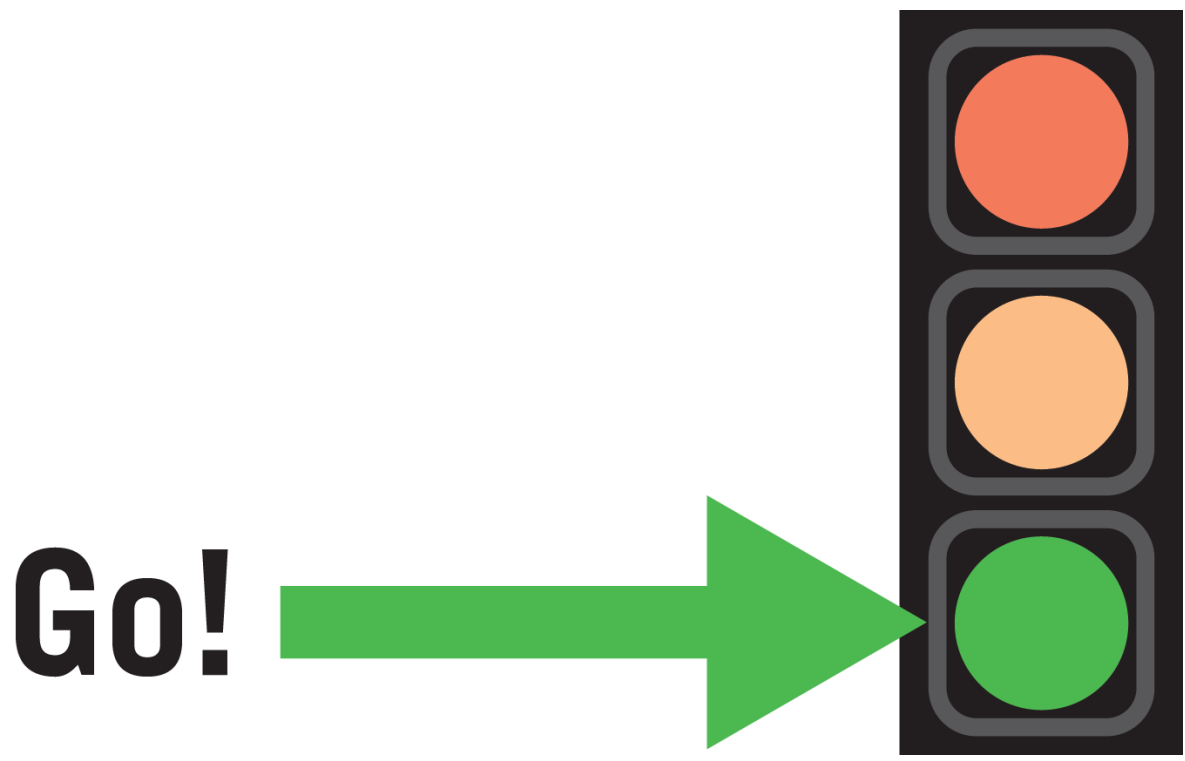


Comfortable speed



2

Questions?



4